

TECHNICAL MANUAL

DIRECT SUPPORT AND GENERAL

SUPPORT MAINTENANCE REPAIR PARTS AND

SPECIAL TOOLS LISTS

(INCLUDING DEPOT MAINTENANCE REPAIR

PARTS AND SPECIAL TOOLS)

FOR

PROJECTORS, STILL PICTURE

AP-5(1) (NSN 6730-00-537-9268)

AND

AP-5(2) (NSN 6730-00-903-4409)

TECHNICAL MANUAL }
 No. 11-6730-204-34P }

HEADQUARTERS
 DEPARTMENT OF THE ARMY
 WASHINGTON, DC, 27 July 1977

DIRECT SUPPORT AND GENERAL SUPPORT MAINTENANCE
 REPAIR PARTS AND SPECIAL TOOLS LISTS
 (INCLUDING DEPOT MAINTENANCE REPAIR PARTS AND SPECIAL TOOLS)
 FOR
 PROJECTORS, STILL PICTURE
 AP-5(1) (NSN 6730-00-537-9268)
 AND
 AP-5(2) (NSN 6730-00-903-4409)

Current as of 30 March 1977

REPORTING OF ERRORS

You can improve this manual by recommending improvements using DA Form 2028-2 (Test) located in the back of the manual. Simply tear out the self-addressed form, fill it out as shown on the sample, fold it where shown, and drop it in the mail.

If there are no blank DA Form 2028-2 (Test) in the back of your manual, use the standard DA Form 2028 (Recommended Changes to Publications and Blank Forms) and forward to the Commander, US Army Electronics Command, ATTN: DRSEL-MA-Q, Fort Monmouth, NJ 07703.

In either case a reply will be furnished direct to you.

Table of Contents

		Page	Illus Figure
SECTION	II. INTRODUCTION	1	
	II. Repair parts list	5	
Group	00 Projectors, Still Picture AP-5(1), AP-5(2)	5	1-7
SECTION	III. Special tools list (Not applicable)		
	IV. National stock number and part number index	18	

***This manual supersedes TM 11-6730-204-34P, 19 February 1975.**

SECTION I

INTRODUCTION

1. Scope

This manual lists spares and repair parts; special tools; special test, measurement, and diagnostic equipment (TMDE), and other special support equipment required for performance of direct support and general support maintenance of the AP-5(1) and AP-5(2). It authorizes the requisitioning and issue of spares and repair parts as indicated by the source and maintenance codes.

2. General

This Repair Parts and Special Tools List is divided into the following sections:

a. Section II. Repair Parts List. A list of spares and repair parts authorized for use in the performance of maintenance. The list also includes parts which must be removed for replacement of the authorized parts. Parts lists are composed of functional groups in numeric sequence, with the parts in each group listed in figure and item number sequence.

b. Section III. Special Tools List. Not applicable.

c. Section IV. National Stock Number and Part Number Index. A list, in National item identification number (NIIN) sequence, of all National stock numbers (NSN) appearing in the listings, followed by a list, in alphanumeric sequence, of all part numbers appearing in the listings. National stock numbers and part numbers are cross-referenced to each illustration figure and item number appearance.

3. Explanation of Columns

a. Illustration. This column is divided as follows:

(1) *Figure number.* Indicates the figure number of the illustration on which the item is shown.

(2) *Item number.* The number used to identify item called out in the illustration.

b. Source, Maintenance, and Recoverability (SMR) Codes.

(1) *Source code.* Source codes indicate the manner of acquiring support items for maintenance, repair, or overhaul of end items. Source codes are entered in the first and second positions of the Uniform SMR Code format as follows:

Code

Definition

PA - Item procured and stocked for anticipated or known usage.

XD - A support item that is not stocked. When required, item will be procured through normal supply channels.

NOTE

Cannibalization or salvage may be used as a source of supply for any items source coded above except those coded XA and aircraft support items as restricted by AR 700-42.

(2) *Maintenance code.* Maintenance codes are assigned to indicate the levels of maintenance authorized to USE and REPAIR support items. The maintenance codes are entered in the third and fourth positions of the Uniform SMR Code format as follows:

(a) The maintenance code entered in the third position will indicate the lowest maintenance level authorized to remove, replace, and use the support item. The maintenance code entered in the third position will indicate one of the following levels of maintenance:

Code

Application/Explanation

O - Support item is removed, replaced, used at the organizational level.

H - Support item is removed, replaced, used at the general support level.

(b) The maintenance code entered in the fourth position indicates whether the item is to be repaired and identifies the lowest maintenance level with the capability to perform complete repair (i.e., all authorized maintenance functions). This position will contain one of the following maintenance codes:

Code

Application/Explanation

H - The lowest maintenance level capable of complete repair of the support item is the general support level.

Z - Nonreparable. No repair is authorized.

(3) *Recoverability code.* Recoverability codes are assigned to support items to indicate the disposition action on unserviceable items. The recoverability code is entered in the fifth position of the Uniform SMR Code format as follows:

Recoverability codes

Definition

Z - Nonreparable item. When unserviceable, condemn and dispose at the level indicated in position 3.

H - Repairable item. When uneconomically repairable, condemn and dispose at the general support level.

c. *National Stock Number.* Indicates the National stock number assigned to the item and will be used for requisitioning purposes.

d. *Part Number.* Indicates the primary number used by the manufacturer (individual, company, firm, corporation or Government activity), which controls the design and characteristics of the item by means of its engineering drawings, specifications, and inspection requirements to identify an item or range of items.

NOTE

When a stock numbered item is requisitioned, the repair part received may have a different part number than the part being replaced.

e. *Federal Supply Code for Manufacturer (FSCM).* The FSCM is a 5-digit numeric code listed in SB 708-42 which is used to identify the manufacturer, distributor, or Government agency, etc.

f. *Description.* Indicates the Federal item name and, if required, a minimum description to identify the item.

g. *Unit of Measure (U/M).* Indicates the standard of the basic quantity of the listed item as used in performing the actual maintenance function. This measure is expressed by a two-character alphabetical abbreviation (e.g., ea, in, pr, etc). When the unit of measure differs from the unit of issue, the lowest unit of issue that will satisfy the required units of measure will be requisitioned.

h. *Quantity Incorporated in Unit.* Indicates the quantity of the item used in the breakout shown on the illustration figure, which is prepared for a functional group, subfunction group, or an assembly.

4. Special Information

a. Usable on codes are shown in the description column. Uncoded items are applicable to all models. Identification of the usable on codes used in this publication are:

<i>Code</i>	<i>Used on</i>
2GQ	AP-5(1)
4DL	AP-5(2)

b. The following publications pertain to the AP-5(1) and AP-5(2) and its components:

TM 11-2330A, Projectors, Still Picture AP-5(1) and AP-5(2)

TM 11-6730-204-30P, Projectors, Still Picture AP-5(1) and AP-5(2)

5. How to Locate Repair Parts

a. When National stock number or part number is unknown.

(1) *First.* Using the table of contents, determine the functional group within which the item belongs. This is necessary since illustrations are prepared for functional groups and listings are divided into the same groups.

(2) *Second.* Find the illustration covering the functional group to which the item belongs.

(3) *Third.* Identify the item on the illustration and note the illustration figure and item number of the item.

(4) *Fourth.* Using the Repair Parts Listing, find the figure and item number noted on the illustration.

b. When National stock number or part number is known.


(1) *First.* Using the Index of National Stock Numbers and Part Numbers, find the pertinent National stock number or part number. This index is in NIIN sequence followed by a list of part numbers in alphanergeric sequence, cross-referenced to the illustration figure number and item number.

(2) *Second.* After finding the figure and item numbs, locate the figure and item number in the repair parts list.

6. Abbreviations

Not applicable.

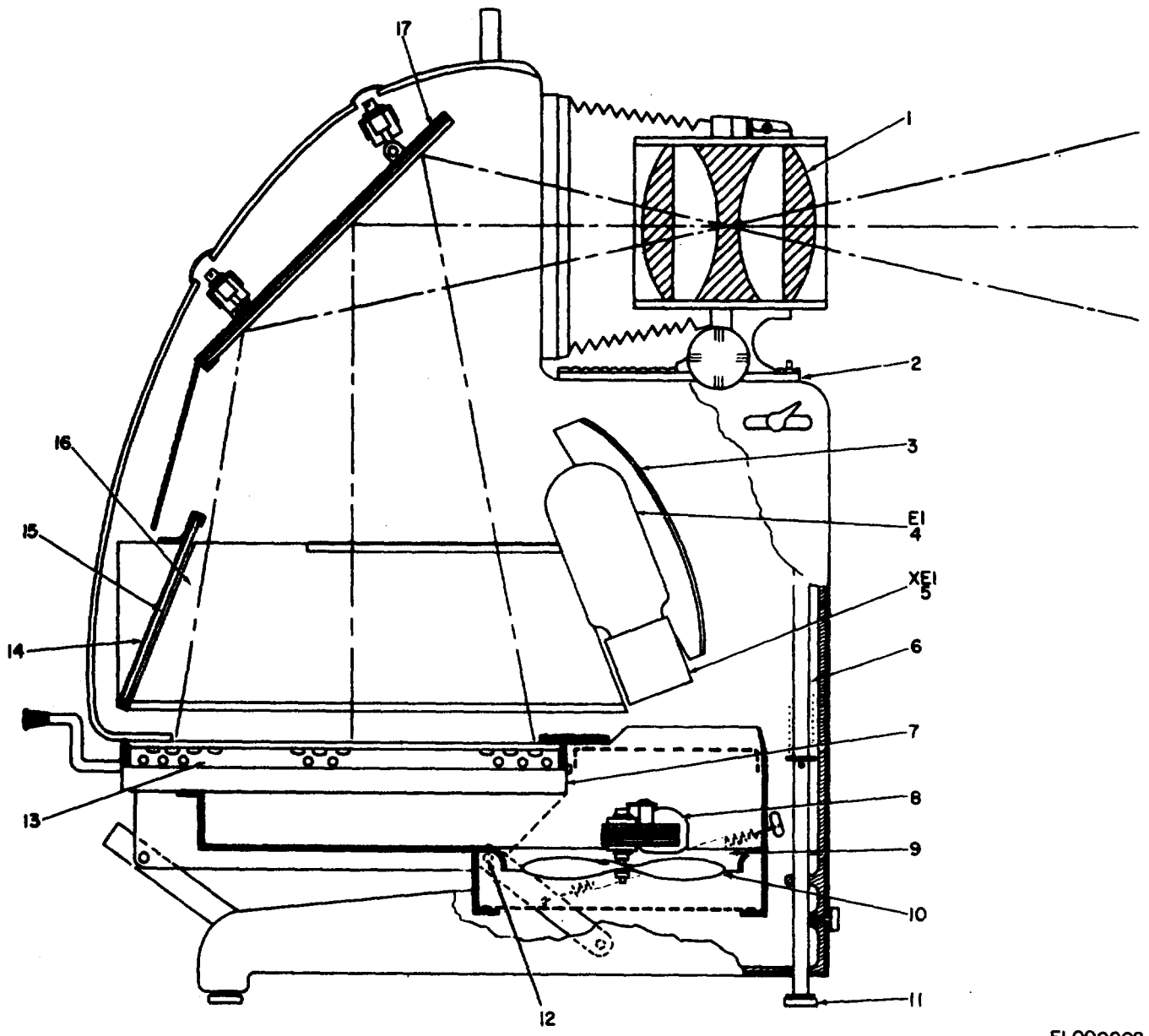
(Next printed page is 4.)



ELOQ001

Figure 1. Projector, Still Picture AP-5(1).


SECTION II (1) ILLUSTRATION		(2)	(3)	(4)	(5)	(6)	(7)	(8)
FIG NO	ITEM NO	SMR CODE	NATIONAL STOCK NUMBER	PART NUMBER	FSCM	DESCRIPTION	USABLE ON CODE	QTY INC IN UNIT
						GROUP 00 PROJECTOR, STILL PICTURE AP-5 (1)		
						AND AP-5 (2)		
1	1	PAHZZ	3020-00-528-7366	A-3000C-121	50780	GEAR, SPUR	2GQ	EA 1
1	2	PAOZZ	5305-00-559-8145	MS35265-42	96906	SCREW, STOP	2GQ	EA 1
1	3	PAOZZ	5935-00-644-7066	2291	24446	CONNECTOR, RECEPTACLE, ELECTRICAL	2GQ	EA 1
1	4	PAOZZ	5305-00-292-8430	ABS2-2-25	50780	THUMBSCREW	2GQ	EA 2
1	5	PAOZZ	5930-00-504-7107	9641	74545	SWITCH, TOGGLE	2GQ	EA 1
1	6	PAOZZ	5920-00-280-9539	314020	75915	FUSE, CARTRIDGE	2GQ	EA 2
1	7	PAOZZ	5920-00-892-9311	HKPZEQ	71400	FUSEHOLDER	2GQ	EA 2
1	8	XDOZZ		136-B-8-32	82062	GLIDE, FURNITURE	2GQ	EA 4
1	9	PAOZZ	5355-00-508-7728	M-161-A	71743	KNOB	2GQ	EA 1
1	10	PAOZZ	5355-00-160-6125	K-7871270-P1	24446	KNOB	2GQ	EA 1
1	11	PAHZZ	6730-00-030-0571	A-3000C-124-B	07055	SHAFT	2GQ	EA 1
1	12	PAOZZ	5355-00-284-5167	12065-1	08807	KNOB	2GQ	EA 1
1	13	PAOZZ	6730-00-309-4089	A-3000C-104	50780	BELLOWS	2GQ	EA 1
1	14	PAOZZ	3040-00-112-8619	71-4945	80058	CABLE, POWER, ELECTRICAL	2GQ	EA 1
1	15	PAOZZ	5935-00-149-4013	7057	74545	CONNECTOR, PLUG, ELECTRICAL	2GQ	EA 1
1	16	PAOZZ	5935-00-258-9005	WR151	81348	CONNECTOR, PLUG, ELECTRICAL	2GQ	EA 1
1	17	XDOZZ		ABS-2-8-2	50780	CAP, LENS	2GQ	EA 1



ELOQ0002

Figure 2. Projector, Still Picture AP-5(1), Functional Diagram.

SECTION II (1) ILLUSTRATION		(2)	(3)	(4)	(5)	(6)			(7)	(8)
(A) FIG NO	(B) ITEM NO	SMR CODE	NATIONAL STOCK NUMBER	PART NUMBER	FSCM	DESCRIPTION	USABLE	ON CODE	U/M	QTY INC IN UNIT
2	1	PAOZZ	6760-00-200-2810	ABS1-1-12B	07055	LENS, PROJECTOR, VIEWING	2GQ		EA	1
2	2	PAOZZ	6730-00-319-0884	B-3000C-112B	07055	GEAR, RACK	2GQ		EA	1
2	3	PAOZZ	6730-00-322-0263	ABS1-3-5	07055	REFLECTOR, LIGHT	2GQ		EA	1
2	4	PAOZZ	6240-00-143-3044	MS15615-2	96906	LAMP, PROJECTOR	2GQ		EA	1
2	5	PAOZZ	6250-00-174-8962	98-8M	02660	LAMPHOLDER	2GQ		EA	1
2	6	PAHZZ	5360-00-756-7801	A-3000C-368B	50780	SPRING, HELICAL, COMPRESSION	2GQ		EA	2
2	7	PAOZZ	5340-00-209-9300	1973	82099	BUMPER, RUBBER	2GQ		EA	2
2	8	PAOZZ	6105-00-548-2439	KYAB-786-3	05624	MOTOR, ALTERNATING CURRENT	2GQ		EA	1
2	9	PAOZZ	5360-00-664-2709	ABS2-4-11	07055	SPRING, HELICAL, EXTENSION	2GQ		EA	2
2	10	XDOZZ		A-3000C-247	07055	IMPELLER, FAN, CENTRIFUGAL	2GQ		EA	1
2	11	PAOZZ	5310-00-595-6442	C-37	57771	WASHER, FLAT	2GQ		EA	2
2	12	PAOZZ	5305-00-297-9118	ABS2-2-54	07055	BOLT, SHOULDER	2GQ		EA	8
2	13	PAOZZ	3030-00-203-1599	C-3000C-478	07055	BELT, FLAT	2GQ		EA	1
2	14	PAOZZ	6730-00-291-0799	BBS-1-5-11-C	07055	MIRROR, PHOTOGRAPHIC PROJECTOR	2GQ		EA	1
2	15	PAOZZ	6730-00-664-7100	BBS-1-5-12-B-1	07055	MIRROR, PHOTOGRAPHIC PROJECTOR	2GQ		EA	1
2	16	PAOZZ	6730-00-291-0798	BBS-1-5-12-B-2	07055	MIRROR, PHOTOGRAPHIC PROJECTOR	2GQ		EA	1
2	17	PAHZZ	6730-00-291-0797	ABS1-4-2	50780	MIRROR, PHOTOGRAPHIC PROJECTOR	2GQ		EA	1



ELOQ0003

Figure 3. Projector, Still Picture AP-5(1), Optical Pointer Assembly and Spacer.

SECTION II (1) ILLUSTRATION		(2)	(3)	(4)	(5)	(6)			(7)	(8)
(A) FIG NO	(B) ITEM NO	SMR CODE	NATIONAL STOCK NUMBER	PART NUMBER	FSCM	DESCRIPTION	USABLE	ON CODE	U/M	QTY INC IN UNIT
3	1	PAOZZ	6760-00-286-7874	ABS-1-2-40	07055	LENS, CONDENSING, PHOTOGRAPHIC	2GQ		EA	1
3	2	PAOZZ	6730-00-030-0532	C-3000C-3081	07055	SUB-ASSEMBLY, PROJECTOR, STILL PICTURE	2GQ		EA	1
3	3	PAOZZ	6730-00-030-0572	A-3000C-352	07055	SPRING, FLAT	2GQ		EA	1
3	4	PAOZZ	6730-00-290-6471	ABS-1-4-4	07055	MIRROR, PHOTOGRAPHIC PROJECTOR	2GQ		EA	1

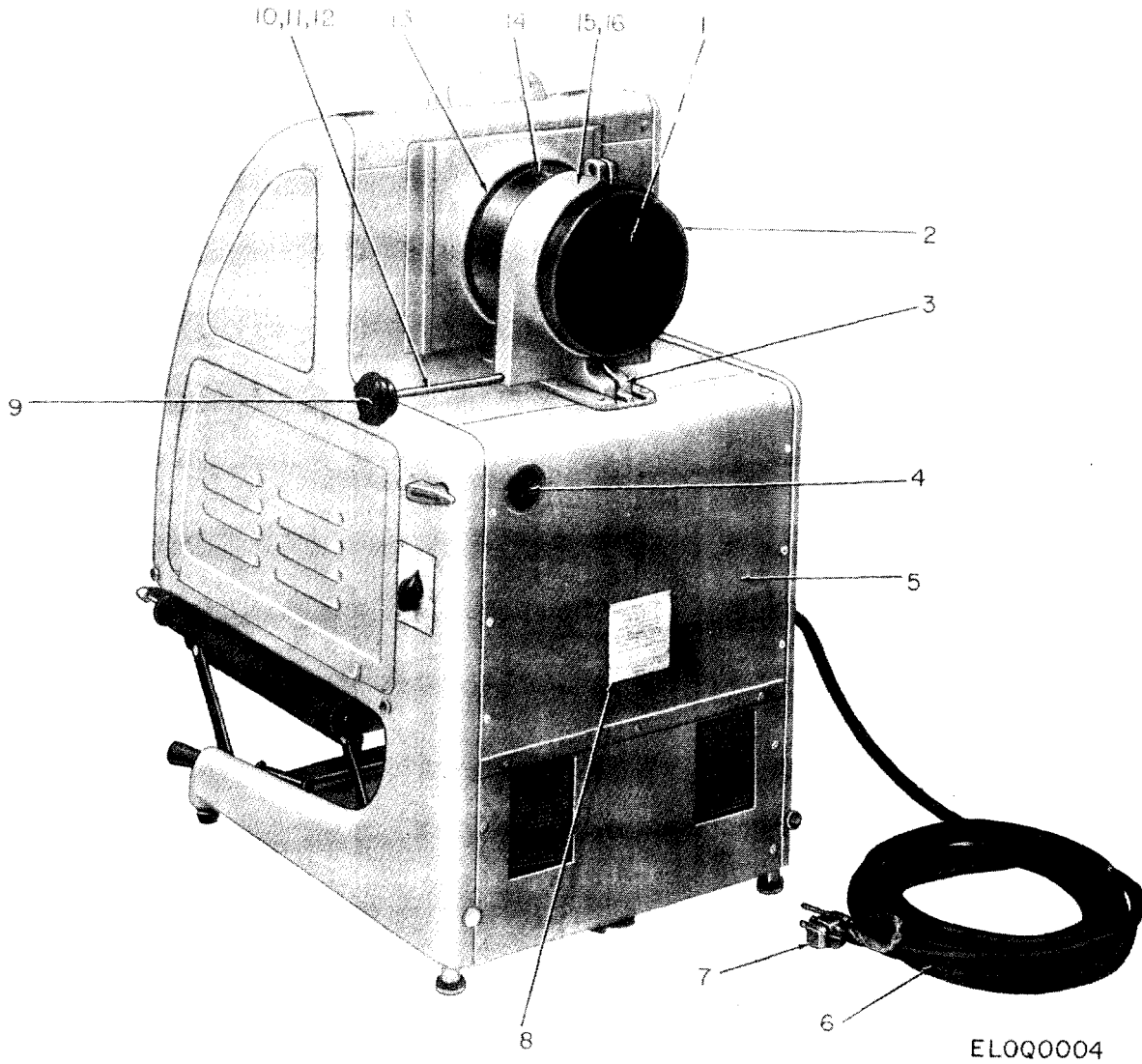


Figure 4. Projector, Still picture AP-5(2).

SECTION II (1) ILLUSTRATION		(2)	(3)	(4)	(5)	(6)	(7)	(8)
FIG NO	(B) ITEM NO	SMR CODE	NATIONAL STOCK NUMBER	PART NUMBER	FSCM	DESCRIPTION	USABLE ON CODE	U/M INC IN UNIT
4	1	XDOZZ		12064	07055	LENS, PROJECTION	4DL	EA 1
4	2	XDOZZ		B.S.2.8-3	07055	CAP, LENS	4DL	EA 1
4	3	XDHZZ		12066-1	96906	PIN, TAPER, PLAIN	4DL	EA 1
4	4	PAHZZ	6760-00-732-1639	6396	07055	WINDOW, POINTER	4DL	EA 1
4	5	XDHZZ		12069	07055	PANEL, FRONT ACCESSORY	4DL	EA 1
4	6	PAHZZ	6145-00-284-0079	SO16-3(BLACK)	96906	POWER CORD, ELECTRICAL	4DL	FT 15
4	7	PAHZZ	5935-00-843-7362	UP-131M	8L349	CONNECTOR	4DL	EA 1
4	8	XDHZZ		12062	07055	PLATE, IDENTIFICATION	4DL	EA 1
4	9	PAOZZ	5355-00-284-5167	12065-1	75371	KNOB	4DL	EA 1
4	10	XDHZZ		12067	07055	SHAFT, PINION	4DL	EA 1
4	11	PAHZZ	3020-00-528-7366	A-3000C-121	07055	GEAR, SPUR	4DL	EA 1
4	12	XDHZZ		12066	07055	SHAFT AND PINION ASSEMBLY	4DL	EA 1
4	13	XDHZZ		12065	07055	LENS, MOUNT ASSEMBLY	4DL	EA 1
4	14	XDOZZ		BS2.1-23	07055	LENS, MOUNT	4DL	EA 1
4	15	XDOZZ		3057	07055	RECEIVER ASSEMBLY, LENS, MOUNT	4DL	EA 1
4	16	XDOZZ		3058	07055	RECEIVER, LENS, MOUNT	4DL	EA 1

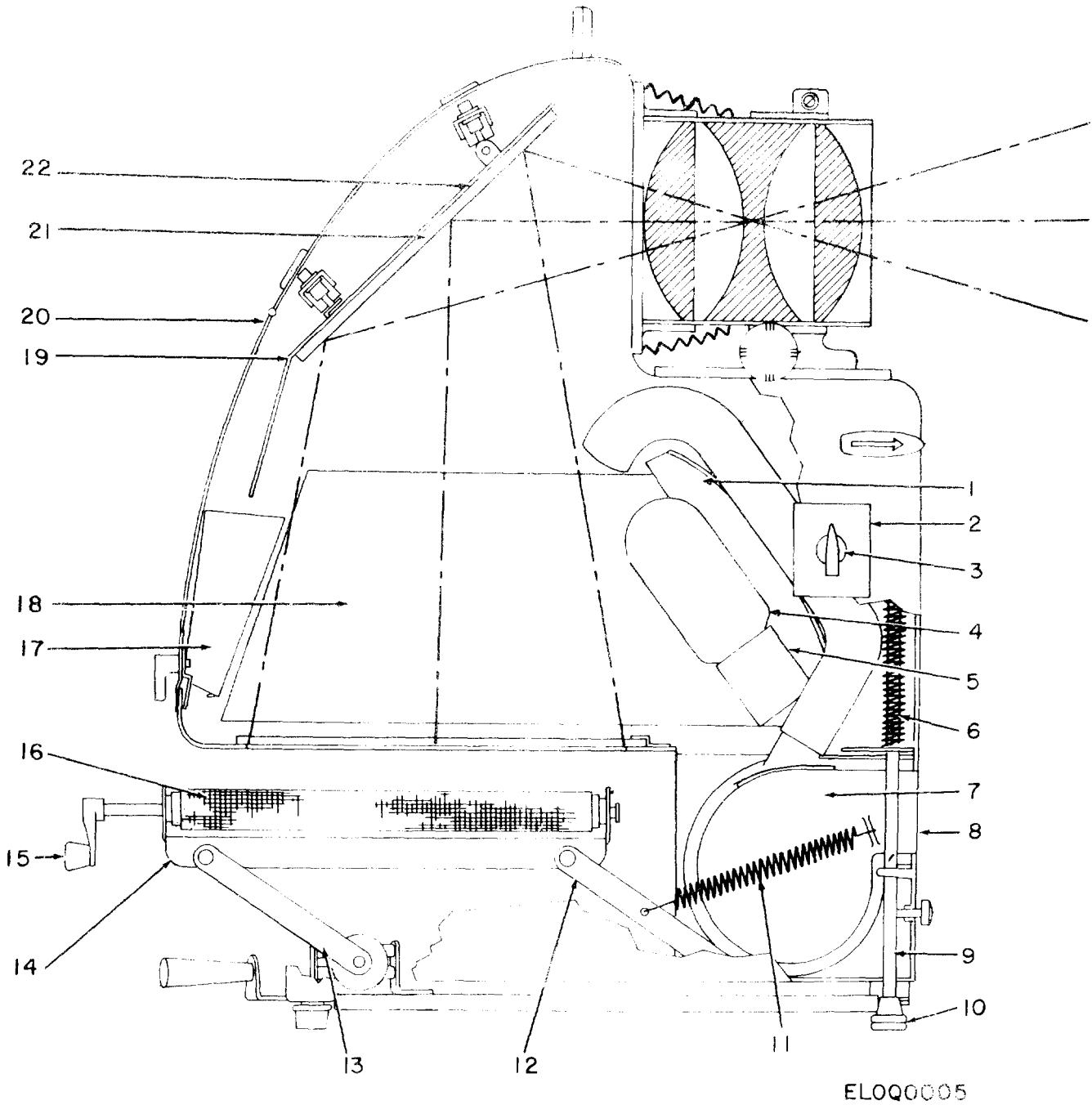
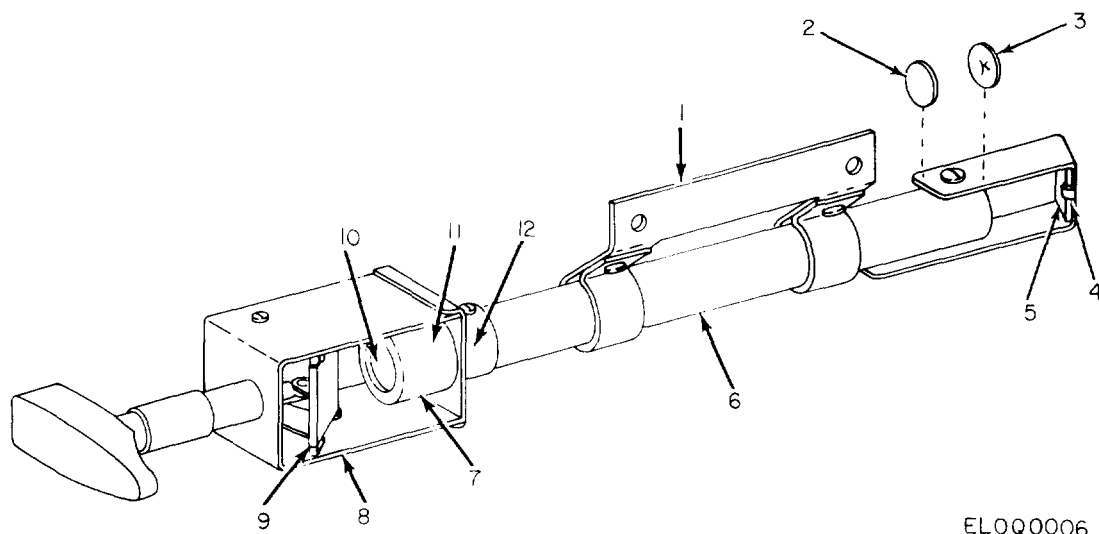


Figure 5. Projector, Still Picture AP-5(2), Functional Diagram.

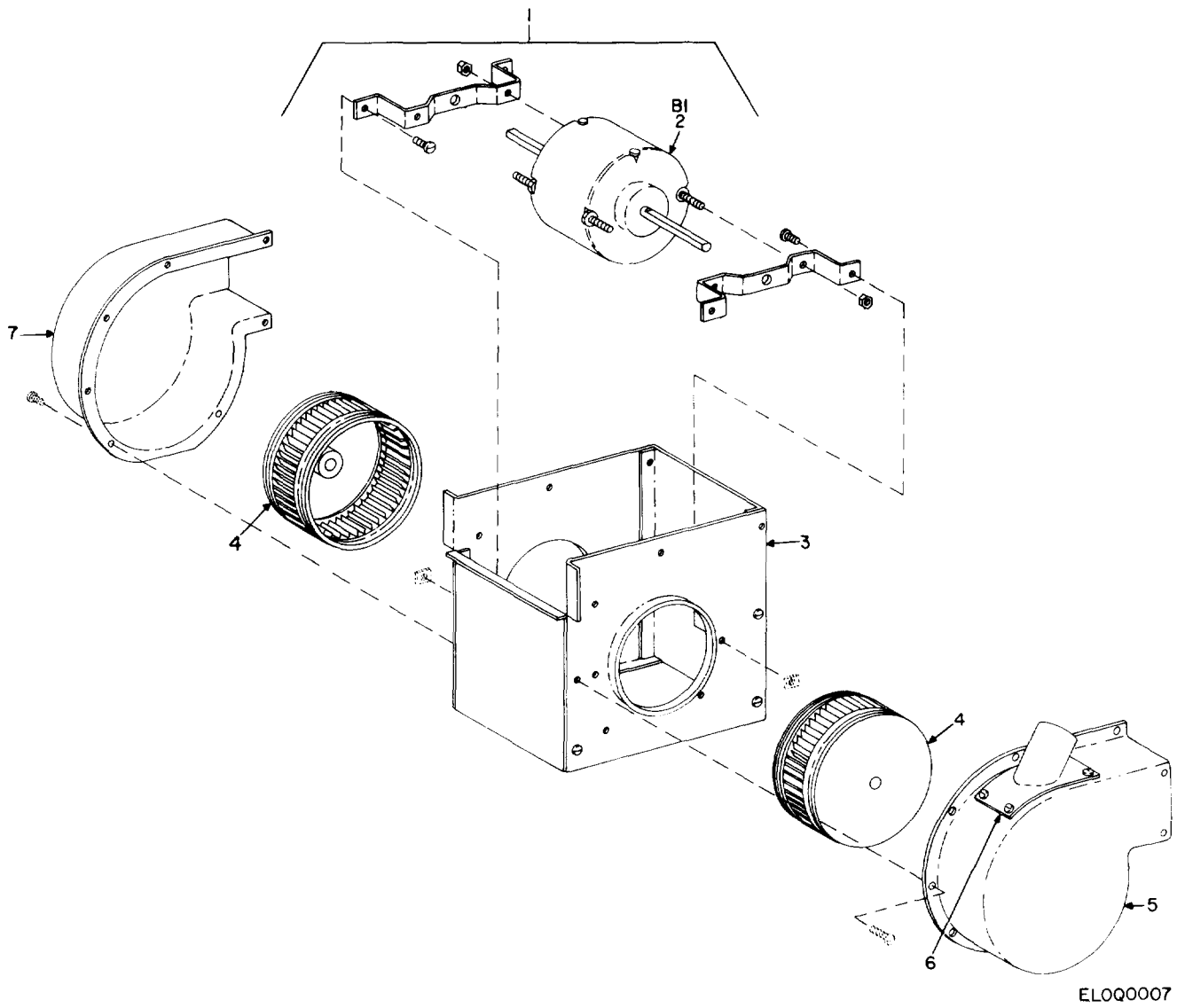
SECTION II (1) ILLUSTRATION		(2)	(3)	(4)	(5)	(6)	(7)	(8)
FIG NO	ITEM NO	SMR CODE	NATIONAL STOCK NUMBER	PART NUMBER	FSCM	DESCRIPTION	USABLE ON CODE	QTY INC IN UNIT
5	1	PAHZZ	6730-00-715-7805	B.S.1.3-21	07055	REFLECTOR MIRROR	4DL EA	1
5	2	XDHZZ		12063	07055	PLATE, SWITCH	4DL EA	1
5	3	PAHZZ	5930-00-823-2134	SK-944	80063	SWITCH, ROTARY	4DL EA	1
5	4	PAOZZ	6240-00-841-6367	DRB	08109	LAMP, PROJECTOR, 1000 WATTS	4DL EA	1
5	5	PAHZZ	6250-00-484-4025	3742	71183	LAMPHOLDER	4DL EA	1
5	6	PAHZZ	5360-00-756-7801	A-3000C-368B	07055	SPRING, HELICAL, COMPRESSION	4DL EA	1
5	7	XDHHH		12160	07055	COOLING UNIT ASSEMBLY	4DL EA	1
5	8	XDHHH		12161	07055	FRONT HOUSING, COOLING UNIT	4DL EA	1
5	9	XDHZZ		3000C-3072	07055	LEG ASSEMBLY, ELEVATING	4DL EA	2
5	10	XDOZZ		136-B-8-32	82062	GLIDE, FURNITURE	4DL EA	2
5	11	PAHZZ	5360-00-664-2709	ABS2-4-11	07055	SPRING, HELICAL, EXTENSION	4DL EA	2
5	12	XDHZZ		12133	07055	ARM, PARALLEL, FRONT	4DL EA	2
5	13	XDHZZ		12135	07055	ARM, PARALLEL, REAR	4DL EA	2
5	14	XDHZZ		12120	07055	FEED-O-MATIC ASSEMBLY	4DL EA	1
5	15	XDOZZ		3952	07055	CRANK ARM ASSEMBLY	4DL EA	1
5	16	XDOZZ		12126	07055	BELT, FEED-O-MATIC	4DL EA	1
5	17	XDHZZ		12074-1	07055	REFLECTOR, LEFT SIDE	4DL EA	1
5	18	PAHZZ	6730-00-735-6397	12074-2	07055	REFLECTOR, RIGHT SIDE	4DL EA	1
5	19	XDHZZ		3000C-167-2	07055	RETAINER, MIRROR	4DL EA	1
5	20	PAHZZ	6730-00-730-6733	12079	07055	REFLECTOR, REAR	4DL EA	1
5	21	PAHZZ	6730-00-291-0797	ABS1-4-2	07055	MIRROR, PHOTOGRAPHIC PROJECTOR	4DL EA	1
5	22	XDHZZ		12085	07055	MIRROR ASSEMBLY, FRONT SURFACED	4DL EA	1



ELOQ0006

Figure 6. Projector, Still Picture AP-5(2), Optical Pointer Assembly.

SECTION II (1) ILLUSTRATION		(2)	(3)	(4)	(5)	(6)			(7)	(8)
(A) FIG NO	(B) ITEM NO	SMR CODE	NATIONAL STOCK NUMBER	PART NUMBER	FSCM	DESCRIPTION	USABLE	ON CODE	U/M	QTY INC IN UNIT
6	1	XDHZZ		6398	07055	MOUNT, POINTER	4DL		EA	1
6	2	PAHZZ	6760-00-839-1173	BS.1.2-66	07055	LENS, CONDENSER, PHOTOGRAPHING	4DL		EA	1
6	3	XDHZZ		6384	07055	PLATE, ARROW APERTURE	4DL		EA	1
6	4	XDHZZ		6383	07055	BRACKET, MIRROR	4DL		EA	1
6	5	PAHZZ	6730-00-715-7761	BS.1.4-16	07055	MIRROR, PHOTOGRAPHING, REAR SURFACE	4DL		EA	1
6	6	XDHZZ		6382	07055	TUBE, POINTER	4DL		EA	1
6	7	XDHZZ		6386	07055	COLLAR, LENS RETAINING	4DL		EA	1
6	8	PAHZZ	6730-00-839-1178	BS.1.4-15	07055	MIRROR, PHOTOGRAPHING, FRONT SURFACE	4DL		EA	1
6	9	XDHZZ		6381	07055	FRAME, POINTER FRONT	4DL		EA	1
6	10	PAHZZ	6760-00-715-7806	BS.1.2-65	07055	LENS, PROJECTION	4DL		EA	1
6	11	XDHZZ		6385	07055	COLLAR, POINTER HEAD RETAINING	4DL		EA	1
6	12	XDHZZ		BS.2.4-21	07055	SPRING, CONDENSER RETAINING	4DL		EA	1



ELOQ0007

Figure 7. Projector, Still Picture AP-5(2), Blower Assembly.

SECTION II

(1)	(2)	(3)	(4)	(5)	(6)	(7)	(8)
ILLUSTRATION					DESCRIPTION		QTY
(a)	(b)		NATIONAL				INC
FIG	ITEM	SMR	STOCK	PART			IN
NO.	NO.	CODE	NUMBER	NUMBER	FSCM	USABLE ON CODE U/M	UNIT
7	1	XDHZZ		12165	07055 BLOWER ASSEMBLY	4CL EA	1
7	2	XDHZZ		12170	30193 MOTOR, ALTERNATING CURRENT	4CL EA	1
7	3	XDHZZ		12172	07055 COVER, MOTOR BOX	4CL EA	1
7	4	XDHZZ		A-326-128-1	60399 WHEEL, BLOWER	4CL EA	2
7	5	XDHZZ		12171-1	07055 SIDE, BLOWER HOUSING RIGHT HAND	4CL EA	1
7	6	XDHZZ		12167	07055 ADAPTER, BLOWER TUBE	4CL EA	1
7	7	XDHZZ		12171-2	07055 SIDE, BLOWER HOUSING LEFT HAND	4CL EA	1

SECTION IV NATIONAL STOCK NUMBER AND PART NUMBER INDEX TM11-6730-204-34P
 NOTE: LATEST NATIONAL STOCK NUMBER AND PART NUMBER ASSIGNMENTS ARE INCLUDED AT END OF INDEX

STOCK NUMBER	FIGURE NO.	ITEM NO.	STOCK NUMBER	FIGURE NO.	ITEM NO.
6730-00-030-0532	3	2	5930-00-504-7107	1	5
6730-00-030-0571	1	11	5355-00-508-7728	1	9
6730-00-030-0572	3	3	3020-00-528-7366	1	1
3040-00-112-8619	1	14	3020-00-528-7366	4	11
6240-00-143-3044	2	4	6105-00-548-2439	2	8
5935-00-149-4013	1	15	5310-00-595-6442	2	11
5355-00-160-6125	1	10	5935-00-644-7066	1	3
6760-00-200-2810	2	1	5360-00-664-2709	2	9
3030-00-203-1599	2	13	6730-00-664-7100	2	15
			6730-00-715-7761	6	5
5340-00-209-9300	2	7	6730-00-715-7805	5	1
5920-00-280-9539	1	6	6760-00-715-7806	6	10
6145-00-284-0079	4	6			
5355-00-284-5167	1	12	6730-00-730-6733	5	20
5355-00-284-5167	4	9			
6760-00-286-7874	3	1	6760-00-732-1639	4	4
6730-00-290-6471	3	4	6730-00-735-6397	5	18
6730-00-291-0797	2	17	5360-00-756-7801	2	6
6730-00-291-0797	5	21	5360-00-756-7801	5	6
6730-00-291-0798	2	16	5930-00-823-2134	5	3
6730-00-291-0799	2	14	6760-00-839-1173	6	2
5305-00-292-8430	1	4			
6730-00-309-4089	1	13	6730-00-839-1178	6	8
6730-00-319-0884	2	2	6240-00-841-6367	5	4
6730-00-322-0263	2	3	5935-00-843-7362	4	7
6250-00-484-4025	5	5			

PART NUMBER	FSCM	FIG. NO.	ITEM NO.	PART NUMBER	FSCM	FIG. NO.	ITEM NO.
				12065-1	8807	1	12
				12065-1	75371	4	9
A-3000C-104	50780	1	13	12066	7055	4	12
A-3000C-121	50780	1	1	12066-1	96906	4	3
A-3000C-124-B	7055	1	11	12067	7055	4	10
A-3000C-247	7055	2	10	12069	7055	4	5
A-3000C-352	7055	3	3	12074-1	7055	5	17
				12074-2	7055	5	18
A-326-128-1	60399	7	4	12079	7055	5	20
				12085	7055	5	22
ABS-1-2-40	7055	3	1	12120	7055	5	14
				12126	7055	5	16
ABS-1-4-4	7055	3	4	12133	7055	5	12
				12135	7055	5	13
ABS-2-8-2	50780	1	17	12160	7055	5	7
ABS2-4-11	7055	2	9	12161	7055	5	8
ABS2-4-11	50780	5	11	12165	7055	7	1
B.S.1.3-21	7055	5	1	12167	7055	7	6
				12170	30193	7	2
B.S.2.8-3	7055	4	2	12171-1	7055	7	5
B-3000C-112B	7055	2	2	12171-2	7055	7	7
BBS-1-5-11-C	7055	2	14	12172	7055	7	3
BBS-1-5-12-B-1	7055	2	15	136-B-8-32	82062	1	8
BBS-1-5-12-B-2	7055	2	16	136-B-8-32	82062	5	10
BS.1.2-65	7055	6	10	1973	82099	2	7
BS.1.2-66	7055	6	2	2291	24446	1	3
BS.1.4-15	7055	6	8				
BS.1.4-16	7055	6	5	3000C-167-2	7055	5	19
BS.2.4-21	7055	6	12	3000C-3072	7055	5	9
BS2.1-23	7055	4	14	3057	7055	4	15
C-3000C-3081	7055	3	2	3058	7055	4	16
C-3000C-478	7055	2	13	314020	75915	1	6
C-37	57771	2	11	3742	71183	5	5
DRB	8108	5	4	3952	7055	5	15
HKPZEQ	71400	1	7	6381	7055	6	9
K-7871270-P1	24446	1	10	6382	7055	6	6
KYAB-786-3	5624	2	8	6383	7055	6	4
M-161-A	71743	1	9	6384	7055	6	3
				6385	7055	6	11
SK-944	80063	5	3	6386	7055	6	7
S016-3(BLACK)	96906	4	6	6396	7055	4	4
	81348			6398	7055	6	1
WR151		1	16	7057	74545	1	15
12062	7055	4	8	71-4945	80058	1	14
12063	7055	5	2	9641	74545	1	5
12064	7055	4	1				
12065	7055	4	13				

NATIONAL STOCK NUMBER AND PART NUMBER INDEX
LATEST NATIONAL STOCK NUMBER ASSIGNMENTS

STOCK NUMBER	FIG. NO.	ITEM NO.
5935-00-258-9005	1	16
5305-00-297-9118	2	12
5360-00-664-2709	5	11
5920-00-892-9311	1	7

LATEST PART NUMBER ASSIGNMENTS

PART NUMBER	FSCM	FIG. NO.	ITEM NO.
ABS2-2-54	07055	2	12

ADDITIONAL LATEST NATIONAL STOCK NUMBER ASSIGNMENTS

STOCK NUMBER	FIG. NO.	ITEM NO.
6250-00-174-8962	2	5
5305-00-559-8145	1	2

ADDITIONAL LATEST PART NUMBER ASSIGNMENTS

PART NUMBER	FSCM	FIG. NO.	ITEM NO.
A-3000C-121	07055	4	11
A-3000C-368B	07055	2	6
A-3000C-368B	07055	5	6
ABS1-1-12B	07055	2	1
ABS1-3-5	07055	2	3
ABS1-4-2	07055	2	17
ABS1-4-2	07055	5	21
ABS2-2-25	50780	1	4
MS15615-2	96906	2	4
MS35265-42	96906	1	2
UP-131M	81349	4	7
98-8M	02660	2	5



SOMETHING WRONG WITH THIS MANUAL?

THEN...NOT DOWN THE DOPE ABOUT IT ON THIS FORM, TEAR IT OUT, FOLD IT AND DROP IT IN THE MAIL!

FROM: (YOUR UNIT'S COMPLETE ADDRESS)

Commander
Stateside Army Depot
A. O.: AMSTA-US
Stateside, E. I. 07703

DATE: 10/15/74

PUBLICATION NUMBER

TM 11-5810-41-10

DATE

10/15/74

TITLE

Radar Set AN/SPS-76

BE EXACT...PIN-POINT WHERE IT IS

IN THIS SPACE TELL WHAT IS WRONG AND WHAT SHOULD BE DONE ABOUT IT:

PAGE NO.	PARA GRAPH	FIGURE NO.	TABLE NO.
1-2	1-3		
3-10	3-3		3-1
5-6	5-8		
		403	

Recommend that the installation antenna alignment procedure be changed to read to specify a 2° IFW rather than 10°.

REASON: Experience has shown that with only a 1.0° lag, the antenna servo system is too sensitive to wind gusts in excess of 20 knots, and has a tendency to rapidly accelerate and decelerate as it hunts, causing strain to the drive shaft. Hunting is minimized by adjusting the lag to 2° without degradation of operation.

Item 5, functional check. Change "2 db" to "3db."

REASON: The adjustment procedure for the TRANS POWER FAULT indicator calls for a 2 db (500 watts) adjustment to reset the TRANS POWER FAULT indicator.

Add new step 1. to read: "replace cover plate removed in step 1, above."

REASON: To replace the cover plate.

Zone C 5. on 403 change "+24 VDC to "+5 VDC."

REASON: This is the output line of the 5 VDC power supply. +24 VDC is the input voltage.

TEAR ALONG DOTTED LINE

TYPED NAME, GRADE OR TITLE, AND TELEPHONE NUMBER

SSA E. M. DeSpirito 1-1776

SIGN HERE:

SSA E. M. DeSpirito

FILL IN YOUR
UNIT'S ADDRESS

FOLD BACK

DEPARTMENT OF THE ARMY

OFFICIAL BUSINESS

PENALTY FOR PRIVATE USE, \$300

POSTAGE AND FEES PAID
DEPARTMENT OF THE ARMY
DOD-314



Commander
US Army Electronics Command
ATTN: DRSEL-MA-Q
Fort Monmouth, New Jersey 07703

TEAR ALONG DOTTED LINE

FOLD BACK

FILL IN YOUR
UNIT'S ADDRESS

FOLD BACK

DEPARTMENT OF THE ARMY

OFFICIAL BUSINESS

PENALTY FOR PRIVATE USE, \$300

POSTAGE AND FEES PAID
DEPARTMENT OF THE ARMY
DOD-314



Commander
US Army Electronics Command
ATTN: DRSEL-MA-Q
Fort Monmouth, New Jersey 07703

TEAR ALONG DOTTED LINE

FOLD BACK

REVERSE OF DA FORM 2028-2 (TEST)

RECOMMENDED CHANGES TO EQUIPMENT TECHNICAL MANUALS



SOMETHING WRONG WITH THIS MANUAL?

THEN... JOT DOWN THE DOPE ABOUT IT ON THIS FORM, TEAR IT OUT, FOLD IT AND DROP IT IN THE MAIL!

FROM: (YOUR UNIT'S COMPLETE ADDRESS)

DATE

PUBLICATION NUMBER

DATE

TITLE

BE EXACT... PIN-POINT WHERE IT IS

IN THIS SPACE TELL WHAT IS WRONG AND WHAT SHOULD BE DONE ABOUT IT:

PAGE NO.

PARA-GRAPH

FIGURE NO.

TABLE NO.

TEAR ALONG DOTTED LINE

TYPED NAME, GRADE OR TITLE, AND TELEPHONE NUMBER

SIGN HERE:

DA FORM 2028-2 (TEST) 1 AUG 74

P.S.--IF YOUR OUTFIT WANTS TO KNOW ABOUT YOUR MANUAL "FIND," MAKE A CARBON COPY OF THIS AND GIVE IT TO YOUR HEADQUARTERS.

FILL IN YOUR
UNIT'S ADDRESS

FOLD BACK

DEPARTMENT OF THE ARMY

OFFICIAL BUSINESS

PENALTY FOR PRIVATE USE, \$300

POSTAGE AND FEES PAID
DEPARTMENT OF THE ARMY
DOD-314



Commander
US Army Electronics Command
ATTN: DRSEL-MA-Q
Fort Monmouth, New Jersey 07703

TEAR ALONG DOTTED LINE

FOLD BACK

By order of the Secretary of the Army:

BERNARD W. ROGERS
General, United States Army
Chief of Staff

Official:

PAUL T. SMITH
Major General, United States Army
The Adjutant General

DISTRIBUTION:

Active Army

USASA (2)
 COE (1)
 TSG (1)
 US AARENBD (1)
 DARCOM (1)
 TRADOC (2)
 OS Maj Comd (4)
 TECOM (2)
 USACC (4)
 MDW (1)
 Armies (2)
 Corps (2)
 HISA (Ft Monmouth) (33)
 Svc Colleges (1)
 USASIGS (5)
 USAADS (2)
 USAFAS (2)
 USAARMS (2)
 USAIS (2)
 USAES (2)
 USAICS (3)
 MAAG (1)
 USARMIS (1)
 USAERDAA (1)

USAERDAW (1)
 Sig FLDMS (1)
 Instl (2) except
 Fort Gillem (10)
 Fort Gordon (10)
 Fort Huachuca (10)
 Fort Caren (5)
 Ft Richardson (ECOM) (2)
 LBAD (14)
 SAAD (30)
 TOAD (14)
 SHAD (3)
 Units org under fol TOE:
 (1 cy each unit)
 8-650
 11-16
 11-27
 11-96
 11--27
 11-117
 11-500 (AA-AC)
 29-134
 29-136
 30-7

NG: State AG (3); Units Same as Active Army except allowance is one Copy per unit.

USAR: None

For explanation of abbreviations, used see AR 310-50.

DEPARTMENT OF THE ARMY
US ARMY AG PUBLICATIONS CENTER
1655 WOODSON ROAD
ST. LOUIS MISSOURI 63114
OFFICIAL BUSINESS
PENALTY FOR PRIVATE USE \$300

POSTAGE AND FEES PAID
DEPARTMENT OF THE ARMY
DOD 314

